

Yuma Elementary School District One

Online Registration for Existing Parents

Existing Parents log in through ParentVUE.

- Logging in through ParentVUE connects the parent with their students.
- Parents click on the Online Registration tab to access.

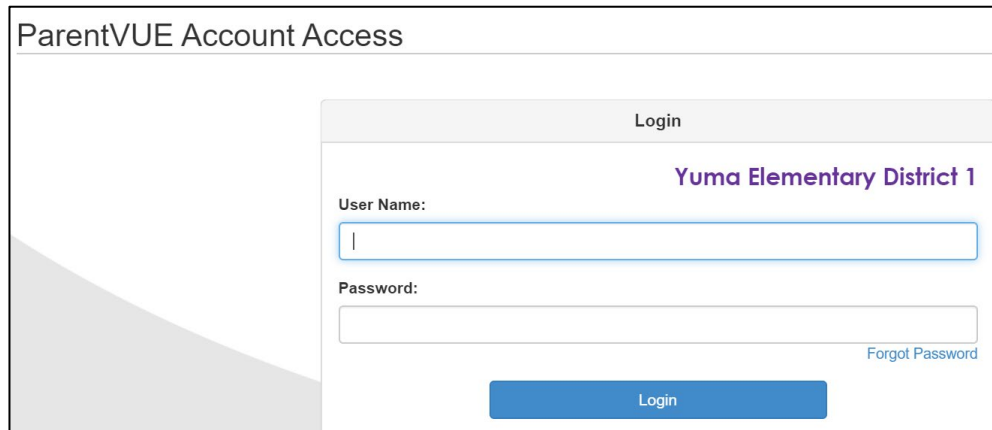
1. Log into https://az-yesd.edupoint.com/login_parent_pxp.aspx.

2. Click "I am a parent".

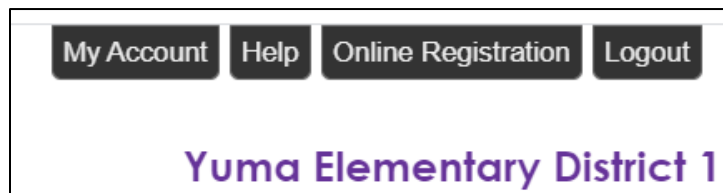


3. Enter your User Name and Password

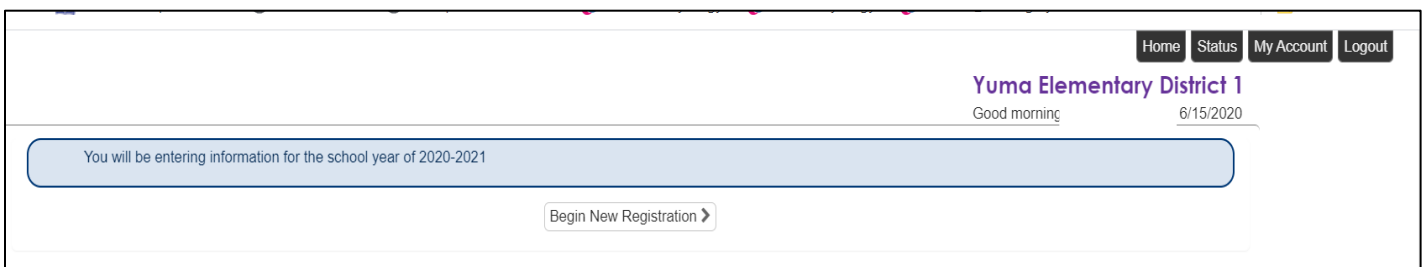
4. Click Login.

A screenshot of a web page titled "ParentVUE Account Access". The page has a light gray background with a white box containing a login form. The form is titled "Login" and "Yuma Elementary District 1". It includes a "User Name:" label, a text input field, a "Password:" label, another text input field, and a "Forgot Password" link. A blue "Login" button is at the bottom of the form.

5. Click on the Online Registration tab.



6. You will be redirected to the Online Registration Module.

A screenshot of the Online Registration Module page. At the top right, there are navigation links: "Home", "Status", "My Account", and "Logout". Below these links, the text "Yuma Elementary District 1" is displayed, followed by "Good morning" and the date "6/15/2020". A blue banner contains the text "You will be entering information for the school year of 2020-2021". Below the banner, there is a button labeled "Begin New Registration" with a right-pointing arrow.